

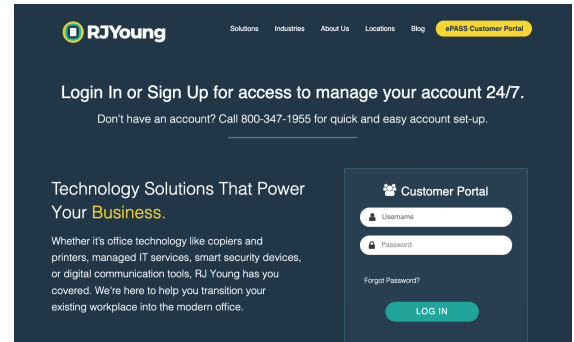
01

Login to your account

Go to customers.rjyoung.com

- Enter your username and password
- click the "Log In" button


**If you need to request a login, click on "New User? Sign up now."*



02

Select a Location

To select a different location, click on the Switch Location button in the menu on the left column of the page.



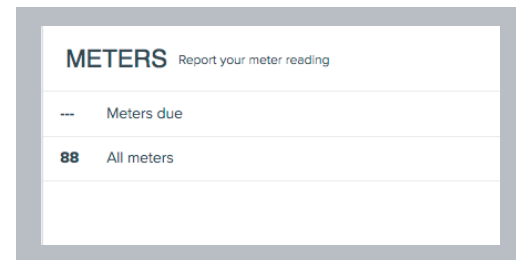
**If you require access to other locations on your account, please email epass@rjyoung.com.*

03

Select Meters

At the customer home page screen:

- Click "Meters Due"



04

Enter & Submit Your Meter Reading

- Enter Meter Reading
- Click the "Submit" button on the top right to enter your meter reading

